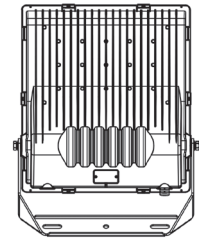
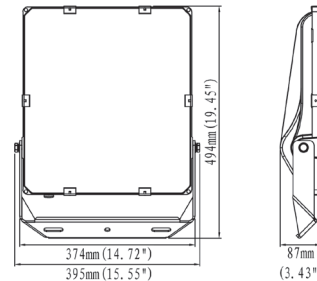


PRELUX

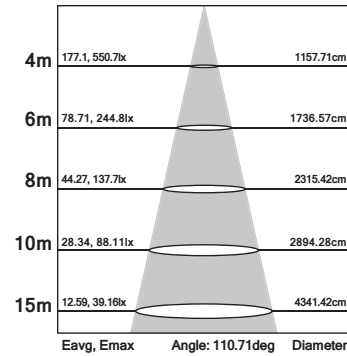
Empire Pro 200W Datasheet

5000K 25000Lm IP66 LED Floodlight

PXEMP200



Beam Angle



RoHS

IP66

LED

200W

125
Lm/W

Dimensions	395*87*494mm
Input Voltage	AC100-240V
Power Frequency	50/60Hz
Power Factor	>0.97
Input Power	200W
Lumens (±5%)	25000
Efficiency	125Lm/W
Beam Angle	110°
Color Rendering Index	>70
Ingress Protection	IP66 Waterproof
CCT	5000K
Lifetime	>50000h (Ta=30°C@L70)
Operating Temperature	-30°C to +50°C (-22°F to +122°F)
Luminaire Net Weight	6.0±0.3kg (13.23±0.66Lbs)
Certification	CE, RoHS, SAA
Warranty	5 Years

Features & Applications

- 4 Different Wattages Available up to 37500Lm
- Highly Efficient Up to 125Lm/W
- Polarized Design Minimizes Light Pollution.
- Protective Wire-guard Available
- IP66 Ingress Protection Rating
- 50,000 Hour Lifetime (Ta=30°C@L70)